



















BFC Machine Embroidery Thread

It is impossible to find exact color matches between brands, but the best matches are presented below. If there is *0* in the column, it means there was no suitable match. The ideal way to choose colors for your projects is, of course, to have actual thread charts so you can compare them to your available thread and your project, but this can help you make your selections. Please note: Computer Monitors may vary when viewing color swatches.

BFC Poly #	Color	
2170		Black
2172		Antique White
2291		Bright Red
2306		DKST Satin Red
2388		PALE Mellow Yello
2412		MD Apricot
2451		Bright orange
2747		DK Chestnut
2768		Camel
3008		LT Smoke Green
3034		LT Spruce
3038		DK Spruce
3620		French Blue
3655		MD Bright Blue
3670		LT Blue
3674		PALE Aster Blue

This thread chart is copyrighted by BFC Creations and is for your sole use. You may not sell or share this chart. Thank you. Suz